



# Community Guide to the International Finance Corporation

An action resource for people  
affected by IFC-funded projects



**FACILITATORS' EDITION**



Community Guide to the  
International Finance Corporation



**IFC**

International  
Finance Corporation  
WORLD BANK GROUP



# Community Guide to the International Finance Corporation

An action resource for people  
affected by IFC-funded projects

FACILITATORS' EDITION

A Publication of Inclusive Development International



*Community Guide to the International Finance Corporation  
Facilitators' Edition*

Published by Inclusive Development International

First edition: January 2017

Author: Natalie Bugalski

Editor: David Pred

Designer: Wordzworth

ISBN: 978-0-9985101-0-01

This publication is licensed under the Creative Commons Attribution-NonCommercial-NoDerivateWorks 4.0 License.

About the publishers:

Inclusive Development International is a human rights organization working to make the international economic system more just and inclusive. IDI supports and builds the capacity of grassroots organizations and communities to defend their land, natural resources and human rights against threats from harmful investment, trade and development practices. Through research, casework and policy advocacy, IDI works to strengthen the human rights regulation and accountability of corporations, financial institutions and development agencies.

For more information or to order a hard copy of this guide, please contact:

Inclusive Development International  
50 S French Broad Avenue, Suite 257,  
Asheville, NC 28801

USA

Email: [info@inclusivedevelopment.net](mailto:info@inclusivedevelopment.net)

Web: [www.inclusivedevelopment.net](http://www.inclusivedevelopment.net)

This publication was made possible through the generous support of:

THE MCKNIGHT FOUNDATION

HEINRICH  
BÖLL  
STIFTUNG  
SOUTHEAST  
ASIA



The views expressed are those of Inclusive Development International alone and do not necessarily represent the organizations that have supported the work.

# Contents

|   |          |
|---|----------|
| <b>Introduction</b>                                       | <b>1</b> |
| <b>Suggested Two-Day Workshop Agenda</b>                  | <b>3</b> |
| <b>1 The International Finance Corporation</b>            |          |
| What is the IFC?  | 6        |
| How does the IFC support the private Sector?              | 8        |
| What types of businesses does the IFC support?            | 9        |
| <b>2 IFC Performance Standards</b>                        |          |
| IFC projects and its mission                              | 14       |
| The Performance Standards                                 | 16       |
| <b>3 Involuntary Resettlement: Performance Standard 5</b> |          |
| IFC projects and displacement                             | 22       |
| Performance Standard 5: Who does it protect?              | 23       |
| The objectives of Performance Standard 5                  | 25       |
| Avoiding displacement                                     | 25       |
| People should not be made worse off                       | 26       |
| People must be consulted                                  | 31       |
| <b>4 Indigenous Peoples: Performance Standard 7</b>       |          |
| The objectives of Performance Standard 7                  | 34       |
| Avoiding harms and addressing impacts                     | 35       |
| Free, prior and informed consent                          | 35       |
| <b>5 Seeking Redress</b>                                  |          |
| What if the IFC Performance Standards are not respected?  | 40       |
| Collecting evidence                                       | 40       |
| Company grievance mechanisms                              | 42       |
| Communicating directly with the IFC                       | 44       |
| The Compliance Advisor Ombudsman (CAO)                    | 45       |





# Introduction

The International Finance Corporation (IFC) is the private sector lending arm of the World Bank Group, whose mission is to fight poverty. The IFC works by investing in or lending money to private companies with the aim of spurring economic growth in developing countries. However, in many of these countries local communities have faced serious adverse impacts from IFC-supported projects.

The IFC has policies and standards that are meant to protect people and the environment from harm. But often these requirements are not properly followed. In some cases, people who are displaced by a project are not given adequate compensation or supported by good programs to ensure that their livelihoods are restored or improved. In many cases, affected people are not informed or meaningfully consulted about the project, its risks and their entitlements and options. In other cases, Indigenous Peoples' right to give or withhold their free prior and informed consent is not respected and their lands and natural resources are taken or destroyed to make way for private investment without the agreement of affected communities.

This guide is written for communities who face negative impacts from IFC-supported projects.

It explains what the IFC is and how it provides financial and other support to businesses, including intermediary banks and funds. The guide explains what the IFC Environmental and Social Performance Standards are and who is responsible for implementing them and making sure they are respected on the ground. Two of the Performance Standards, covering Involuntary Resettlement and Indigenous Peoples, are described in more detail, including their objectives, and the main protections and entitlements affected communities are supposed to receive. Lastly, the guide explains what affected communities can do if an IFC-supported project does not comply with the Performance Standards and causes harm. It discusses company complaint mechanisms, raising the issues directly with the IFC, and using the IFC's independent complaint mechanism, called the Compliance Advisor Ombudsman (CAO).

The Facilitators' Edition contains activities and discussions on each topic to help affected communities use the information that they learn to develop an advocacy strategy to defend their rights.



# Suggested Two-Day Workshop Agenda

## Day 1

| Session   | Time         | Length                        |
|---|--------------|-------------------------------|
| Welcome and introductions   | 8:30         | 30 minutes                    |
| Session 1 – The International Finance Corporation                     | 9:00         | 1 hour and 45 minutes         |
| <b>MORNING TEA BREAK</b>  | <b>10:45</b> |                               |
| Session 2 – IFC Performance Standards                                 | 11:00        | Approx. 1 hour and 25 minutes |
| <b>LUNCH</b>  | <b>12:30</b> |                               |
| Session 3 – Involuntary Resettlement: Performance Standard 5 (part 1) | 2:00         | Approx. 1 hour                |
| <b>AFTERNOON TEA BREAK IN THE MIDDLE OF SESSION 3</b>                 | <b>3:00</b>  |                               |
| Session 3 – Involuntary Resettlement: Performance Standard 5 (part 2) | 3:15         | Approx. 1 hour                |
| Wrap up day 1 and schedule for day 2                                  | 4:30         |                               |

## Day 2

| Session  | Time         | Length                        |
|--|--------------|-------------------------------|
| Recap of Day 1   | 8:30         | 30 minutes                    |
| Session 4 – Indigenous Peoples: Performance Standard 7 | 9:00         | Approx. 1 hour and 45 minutes |
| <b>MORNING TEA BREAK</b>                               | <b>10:45</b> |                               |
| Session 5 – Seeking Redress (part 1)                   | 11:00        | 1 hours and 15 minutes        |
| <b>LUNCH</b>   | <b>12:15</b> |                               |
| Session 5 – Seeking Redress (part 2)                   | 2:00         | 1 hour                        |
| <b>AFTERNOON TEA BREAK</b>                             | <b>3:00</b>  |                               |
| Strategy Session                                       | 3:15         | 2-3 hours                     |



# 1 The International Finance Corporation

## Outcomes

After completion of this module, participants will know:

1. What the International Finance Corporation (IFC) is and its mission.
2. How the IFC provides financial support to businesses and the types of businesses it supports.

## Materials

Whiteboard or flipchart, markers, fake money on colored paper (\$100 bills or local currency)

## Method(s) Used

Brainstorm, demonstration, class discussion

| Procedure   | Time Frame<br>(in minutes) |
|---|----------------------------|
| 1. Introduce the information in Section 1: What is the IFC?                             | 15                         |
| 2. Activity: Brainstorm about the IFC's mission   | 15                         |
| 3. Introduce the information in Section 2: How does the IFC support the private sector? | 15                         |
| 4. Activity: Loan or equity demonstration   | 15                         |
| 5. Introduce the information in Section 3   | 15                         |
| 6. Discussion: Explain IFC link to project affecting community                          | 20                         |
| 7. Debrief: Reflection on IFC's mission   | 10                         |
| <b>Total:</b>   | <b>105</b>                 |

# 1 What is the IFC?

## **The International Finance Corporation (IFC)**

is an international development bank that was established in 1956. The IFC is part of the World Bank Group, whose mission is to fight poverty. While other parts of the World Bank provide funds to governments (the public sector), the

special role of the IFC is to provide financial and other support to companies (the private sector) in developing countries.


The IFC is owned by more than 180 member countries, which collectively determine the IFC's policies and guide the IFC's programs and activities. Its main office is in Washington, DC, USA, and it also has offices in the countries in which it works.

### Activity: Brainstorm about the IFC's mission



- Write down the IFC's mission "to fight poverty" on a flipchart or white board.
- Ask the participants to work in pairs or small groups for 10 minutes to discuss the following questions:
  - ▷ What kind of projects do you think would help to achieve the IFC's mission? These can be projects that would be useful for your own community or the whole country.
  - ▷ Who should these projects benefit?

After the pairs have finished their discussions, ask a few of them to share their ideas with the rest of the class. Write down some of their ideas on the flipchart.



## 2 How does the IFC support the private Sector?

The IFC provides money to companies in developing countries through **loans** and by buying **shares**.

- When the IFC loans money, the company is required to pay back the money with an additional amount, called **interest**, over an agreed time period. This is also called providing **finance**. The IFC can provide a loan for a specific type of activity, such as to expand a clothing factory, or it can give a loan for the company to use however it chooses.

- When the IFC buys shares, it gives the company money in return for an ownership stake in the company. In other words, it invests in the company by becoming a part owner and expects to earn profits from its investment when the company earns profits from its business activities. It can also earn profits when it sells its shares in the company to others at a higher price than the amount it paid for them. This is also called an **equity** investment.

The IFC also provides other types of financial support to companies, as well as technical advice.

According to the IFC, the purpose of its financial and advisory support to the private sector is to help businesses grow, to create jobs and raise living standards in developing countries.

### Activity: Loan or Equity demonstration



- To teach the concepts of a loan and equity investment, use a demonstration. You can either do this before you teach the information above or afterwards.
- Explain that you have an idea for a new business. You want to develop a small plantation and refinery and then sell the produce at markets throughout the region (choose a crop that is popular in the country). You are confident that it will make a profit, but you need other people to give you money to get it started. You have \$5000, but you need another \$7500. Ask if anyone has ideas for how to raise the money.
- Explain that you want to raise part of the money by getting a loan and part of the money by finding a business partner to invest. If you have a co-facilitator or assistant ask them to hand around fake money to a few participants (you could pass out twenty fake \$500 notes to 3 or 4 of the participants).
- Ask if anyone will give you a \$2500 **loan** to start the business. Ask how much interest they will charge each year (this is their profit on the loan). Ask what the loan period is (in how many months or years you will have to pay them back the entire loan plus interest charged each year). Ask if anyone else will offer you better terms. Choose the lender who offers you the best terms and collect their \$2500.






**Activity: Loan or Equity demonstration** (Continued)

- Next, ask if anyone wants to invest in your business and become your partner. Tell them you will **sell shares** in your business for \$100 for each share. You need to raise \$5000 more, so you are selling 50 shares. Explain that you value your business at \$10,000 so they would then own 50% of the business and you would own the other half. When you start earning profits they will get 50% of those profits because they own half of the business. Explain that they can sell the shares in the future and that you believe the business will be worth more when it starts earning a profit, so each share will be worth more than \$100.
- Explain that the participants are like the IFC and you are like the business it supports – the IFC both provides loans to businesses and invests in businesses by buying shares. But the amounts of money are much larger and the companies it gives money to are also usually very big and often involved in large-scale projects.

### 3 What types of businesses does the IFC support?

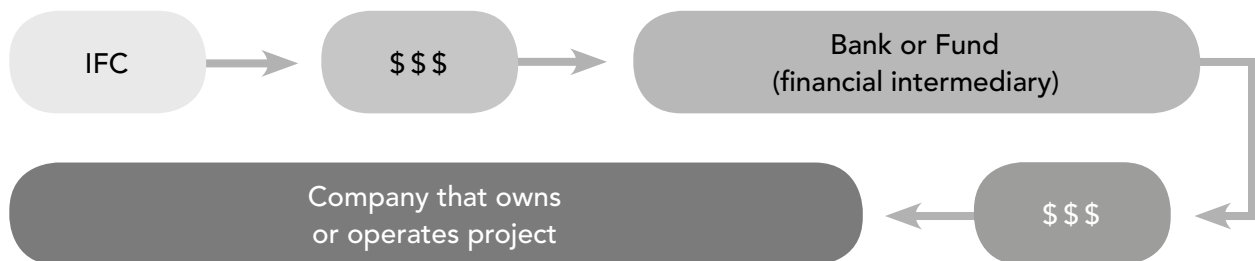
The IFC provides loans and invests directly in companies that own and operate projects on the


ground. For example the IFC supports companies that develop and operate big infrastructure projects, agriculture projects, power generation projects, oil, gas and mining projects, manufacturing projects and tourism and real estate projects. These are often large-scale projects.



The IFC also provides loans and invests in other financial institutions, including **banks** and **funds**, which are companies that finance other

businesses. These banks and funds then loan the money or invest in other companies that own or operate projects on the ground.



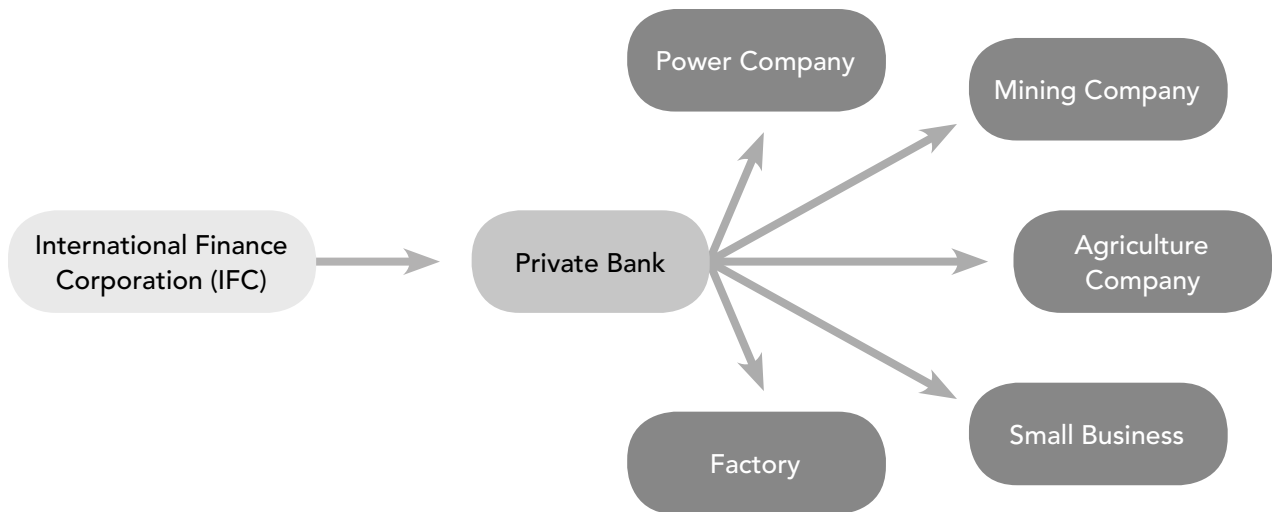


The banks and funds in between the IFC and the company involved in the project are called **financial intermediaries**. The money flows from the IFC to the financial intermediary and then to the company directly involved in the project. The bank or fund earns profits by loaning money or investing in many companies that operate on the ground.

More than half of IFC's total investments go to financial intermediaries, rather than the companies directly involved in projects on the ground.

That means that IFC invests mostly in banks and funds. This is a very important part of IFC's business.

The IFC says that investing in financial intermediaries allows it to reach many smaller businesses and projects, such as factories and farms, which it could not support directly. However, there are also many big projects, such as coal, bauxite and gold mines, power plants, hydropower dams and large mono-crop plantations that the IFC supports through financial intermediaries.



### Discussion: Explain IFC link to project affecting community

- Using diagrams, draw and explain the way money is flowing from the IFC to the project that is affecting the community participating in the workshop. You will need to do some research first on the project to be able to explain this information to the community. Make sure to explain:
  - ▷ Whether it is direct support or an indirect link through a financial intermediary.
  - ▷ Whether the IFC has provided a loan or has bought shares. If it is a loan, explain whether it is for specific activities or if it is a general loan for the company. If it is an equity investment, explain that means that the IFC owns a stake in everything the company owns. (It may also be a different type of financial or other support, and if so, explain clearly.)
  - ▷ If there's a financial intermediary, whether it is a commercial bank a private fund or any other type of intermediary, and whether it then loaned money or bought shares in the company operating on the ground. (Note: This may have occurred through a parent company. Make sure to explain clearly using diagrams.)
  - ▷ Show the amounts and years of the financial relationships. If there are loans involved, show how long the loans are for and when they must be paid back, if you have that information.
- These relationships can be complex but it is important for community representatives to understand them. After you have finished explaining, cover up the diagram, and ask a participant to explain and draw the relationship in their own words, with the help of the other participants.



### Debrief: Relection on IFC's mission

- Ask the participants to look at the list of their ideas for achieving IFC's mission of fighting poverty from the beginning of the session. They should compare this list to the way the IFC has used its money to support the project affecting them. Discuss whether they agree with the IFC's strategy.

## 2 IFC Performance Standards

### Outcomes

After completion of this module, participants will know:

1. That IFC projects that make people's quality of life worse do not help to achieve the IFC's mission.
2. That projects that IFC supports may have positive and negative impacts.
3. That the IFC Performance Standards were created because of concerns about the negative impacts of IFC projects.
4. The types of issues and impacts covered by the Performance Standards.
5. When the Performance Standards apply.

### Materials

Whiteboard or flipchart, markers, copies of Handouts 1 and 2 or 3 (depending on which case study you decide to use)

### Method(s) Used

Class discussion, group work, stories


| Procedure  | Time Frame<br>(in minutes) |
|--|----------------------------|
| 1. Introduce the information in Section 1: IFC projects and its mission                            | 5                          |
| 2. Activity: Positive and negative impacts of projects (choose handout story 1 or 2 before lesson) | 30 or 40                   |
| 3. Introduce the information in Section 2: The Performance Standards                               | 20                         |
| 4. Debrief: Discussion of Performance Standards in practice  | 20                         |
| <b>Total:</b>  | <b>75-85</b>               |

## 1 IFC projects and its mission

As a part of the World Bank Group - a development organization owned by governments - the IFC's mission is to fight poverty. All projects that the IFC supports should help to achieve this mission. This means that before the IFC agrees to

provide support directly or indirectly to a dam, a mine, a plantation or any other project, it should make sure that the project will improve peoples' quality of life. The IFC should not support projects that will increase poverty or cause hardships for local communities.

However, many projects that the IFC supports have both positive and negative impacts on people and the environment.



IFC-supported projects can have both positive and negative impacts.  
A new highway can improve a country's transport but can also displace people



### Activity: Positive and negative impacts of investment projects

- Choose one of the two stories in Handouts 2 and 3. If the participants are from an urban or fishing community, the first story (Handout 2) may be more appropriate. If the participants are from an indigenous community, the second story (Handout 3) may be more appropriate.
- You can either conduct this activity as a large group discussion or divide the participants into small groups to discuss the case study and then report back. A large group discussion will be quicker but consider whether quieter participants may be more active in small groups.
- If you choose the first story (Handout 2), you should give out copies of Handout 1 so all the participants can see the pictures.
- If you stay in a large group, you can read out the story (either story 1 or 2) or ask one of the participants to read it.
- Use the discussion questions to facilitate a discussion, or ask the small groups to use the questions to discuss and note down their ideas to report back.
- If you broke into small groups, give them about 20 minutes to read and discuss and then ask them to return to their seats. Ask a few of the participants to describe what they discussed in their group.
- Next, ask participants to think about *the project that is affecting them*. What are some of the positive and negative impacts of the project? Could some of the negative impacts be prevented or fixed? Should the project go ahead at all? (This will give the participants an opportunity to tell you about the impacts of the project and their views about whether it should be stopped. While it's a good idea to get people thinking about this, manage the discussion so it doesn't go for too long, and explain there will be more time to discuss this later.)

## 2 The Performance Standards

During the 1980s and 1990s, many civil society groups publically criticized the World Bank Group about the negative impacts of its projects. These groups argued that development projects should not harm people or the environment and that projects should be planned so that everyone can share the benefits, not just a small few. They said it was contradiction for an institution whose mission is to fight poverty to support activities that create poverty.

As a result of these civil society campaigns, the IFC, like the rest of the World Bank Group, has adopted a policy and a set of guidelines aimed at preventing negative impacts to people and the environment from IFC projects. The IFC guidelines are called **Performance Standards**. These

are rules that must be respected by a company when it accepts financial support from the IFC. They are also aimed at making sure that people who are likely to be affected by an IFC-supported project have access to information and are properly consulted.

The Performance Standards cover:

1. Assessment and management of environmental and social impacts
2. Labor and working conditions
3. Pollution
4. Community health, safety and security
5. Land acquisition and resettlement of communities
6. Biodiversity and sustainable management of natural resources
7. Impacts on Indigenous Peoples
8. Impacts on cultural heritage





### Who is Responsible for the IFC Performance Standards?

Both the IFC and its clients (the companies it supports) have responsibilities to ensure that the Performance Standards are implemented and respected.

- **Companies** that receive financial support from the IFC are responsible for ensuring the Performance Standards are respected on the ground. This should be written into the legal agreement that IFC signs with the company when it makes its investment.
- When the IFC invests in a **financial intermediary**, the bank or fund is responsible for ensuring the companies they support respect the Performance Standards on the ground. This should also be written into the investment agreement.
- **Before it provides support**, the **IFC** is responsible for checking that the company is likely to respect the Performance Standards. If it does not believe that the company is willing and able to respect the Performance Standards, it should impose conditions on the investment to ensure that it will comply with the standards over a reasonable period of time, or it should not approve the investment.
- **Once it has provided support**, the **IFC** is responsible for supervising to make sure the company implements and respects the Performance Standards.


In general, the Performance Standards should apply when money flows from the IFC to a project that has serious effects on the environment or local communities in any of the ways listed above.

### Debrief: Discussion about the Performance Standards in practice



- Ask the participants to think about the project affecting them. Does it, or is it likely to, impact any of the things the Performance Standards cover? Which ones? Write these on the white board or flipchart.
- Ask the participants who should be responsible for making sure that the Performance Standards are implemented for the project affecting them. What should they be responsible for doing? Help guide them through this if necessary. Name the companies. You can refer to the diagram you made in the last lesson explaining how the IFC is linked to the project. Write the answers on the white board or flip chart under the heading “Who is responsible for the Performance Standards?”

# Handout 1 – Lesson 2



## Handout 2 – Lesson 2

### Story about building a factory on the outskirts of a city

A community that lives on the outskirts of a city cannot find any jobs nearby. They used to be farmers, but the city has expanded so there is no land left for farms. There is a river nearby, but only a few of the families can make a living from catching and selling the fish.

To solve this problem, the government finds a company to build a large factory in the village. The company builds the factory and hires many people from the village to work there. Many families in the village are happy that they can now work and earn a living.

However, the company dumps the waste from the factory into the river. After a short time the river is polluted and the fish die. The fisher families can no longer make their living by catching and selling fish and are very unhappy.

### Group Discussion Questions

- What are the positive and negative impacts of the project?
- Is the project fair? Does it reduce poverty?
- Should the IFC agree to support the project? If not, why not and if so, should there be any conditions on that support?

## Handout 3 – Lesson 2

### Story about a highway project

The government wants to build a major road from the capital city to a remote part of the country. Many private investors are interested in getting involved in agriculture and mining projects in that part of the country, but complain that it's very hard for trucks to travel there. The government decides to ask a private company to build and operate the road, and to pay for it by charging a toll to each vehicle that drives on it.

The government and the companies involved in these projects say that they are helping to develop a remote and poor part of the country by creating jobs for people who live there. A new highway will help to bring more money into the area. Land prices in the area will increase. More tourists will also be able to travel to the area. The old roads are unsafe and very slow and need to be upgraded.

However, there are also serious concerns about building the new highway. There are villages along some sections of the planned highway that would need to move away. These people would not be able to stay in their houses and many have small businesses or farms that they would also lose.

Indigenous communities that live in the area that the highway will lead to are also very concerned about the impact. These communities have faced many problems from the agriculture and mining projects in the area. For example, companies involved in these projects have taken away land that they live on and use for farming and destroyed their forests. As indigenous people lose their land and access to forest resources, they are finding it harder to survive and their communities and communal way of life are breaking down.

### Group Discussion Questions

- What are the positive and negative impacts of the project?
- Is the project fair? Does the project reduce poverty?
- Should the IFC agree to support the project? If not, why not and if so, should there be any conditions on that support?

# 3 Involuntary Resettlement: Performance Standard 5

## Outcomes

After completion of this module, participants will know:

1. Who is protected by Performance Standard 5 and the meaning of “involuntary resettlement”.
2. The main objectives and entitlements under Performance Standard 5.
3. Whether participants received entitlements and whether the objectives were met.

## Materials

Whiteboard or flipchart, markers

## Method(s) Used

Class discussion

| Procedure   | Time Frame<br>(in minutes) |
|---|----------------------------|
| 1. Introduce the information in Section 1: IFC projects and displacement                | 5                          |
| 2. Introduce the information in Section 2: Performance Standard 5: Who does it protect? | 10                         |
| 3. Discussion: Should participants be protected by PS5.                                 | 20                         |
| 4. Introduce the information in Section 3: The objectives of PS5                        | 5                          |
| 5. Introduce the information in Section 4: Avoiding displacement                        | 5                          |
| 6. Discussion: Was displacement was avoided?  | 5                          |
| <b>CONSIDER TAKING A BREAK HERE</b>   |                            |
| 7. Introduce the information in Section 4: People should not be made worse off          | 20                         |
| 8. Discussion: What should people have been offered and what did they actually get?     | 30                         |
| 9. Introduce the information in Section 5: People must be consulted                     | 5                          |
| 10. Discussion: Were people effectively consulted?                                      | 15                         |
| <b>Total:</b>   | <b>120</b>                 |

# 1 IFC projects and displacement

Displacement is one of the worst impacts of investment projects. It is also one of the most common impacts. In many cases, people are evicted from their homes and land to make way for a project. Many people around the world have become poorer due to displacement. This is because, in addition to losing their homes, they

lose access to the land and resources they depend on for their food and livelihoods.

When people are displaced from urban areas and are forced to move far away, they can lose access to their places of work. In rural areas, displacement can lead to lost resources including forests, rivers and farmland. They might also lose access to services including community centers, schools or health clinics. Displacement often leads to the breakdown of communities and social and support networks.



## 2 Performance Standard 5: Who does it protect?

The IFC's Performance Standard 5 provides protections for people who are displaced from their homes and land by IFC-supported projects.

- For example, it protects a family that has to move from their home because of a planned factory using funds from the IFC.


The policy protects people who will lose access to their land, business or resources they depend upon for their livelihoods.

- For example, it protects a farmer who will lose his farming land because it is needed to extend a railway line.
- It protects a businesswoman who will lose her shop because the land is taken.
- It protects a community who will lose access to a forest that they use to collect food or products to sell.
- It protects a fishing community who will lose access to a river or the sea for fishing and will not be able to eat and sell fish as a result.

All these types of people are protected if they have to move away from their home or land, or if their access to and use of the land is restricted by the project.

### What is “Involuntary Resettlement”?

“**Involuntary Resettlement**” is any situation where people’s land or housing is taken, or their access to land that people live or work on or use for their livelihoods is restricted and they don’t have the right to refuse. This is also called **physical and economic displacement**.



People displaced from their home, land, jobs or resources they use for livelihoods because of an IFC- supported project are protected by Performance Standard 5

### Discussion: Should participants be protected by PS 5

- After teaching sections 1 and 2, ask the participants if they think they should be protected by Performance Standard 5.
- Ask how they or their community have been (or believe they will be) affected. Ask whether they have faced (or will face) physical or economic displacement because land has been (or will be) taken or their access to land or resources has been (or will be) restricted because of the project.
- After listening to participants describe the impacts they face and why, explain whether these impacts were types of physical or economic displacement that should be covered by Performance Standard 5. Remember that Performance Standard 5 only covers displacement from homes, land, businesses and resources that result from land being taken or access to land and resources being restricted. (If physical or economic displacement occurred for other reasons related to the project, the more general Performance Standard 1 should apply.)



### 3 The objectives of Performance Standard 5

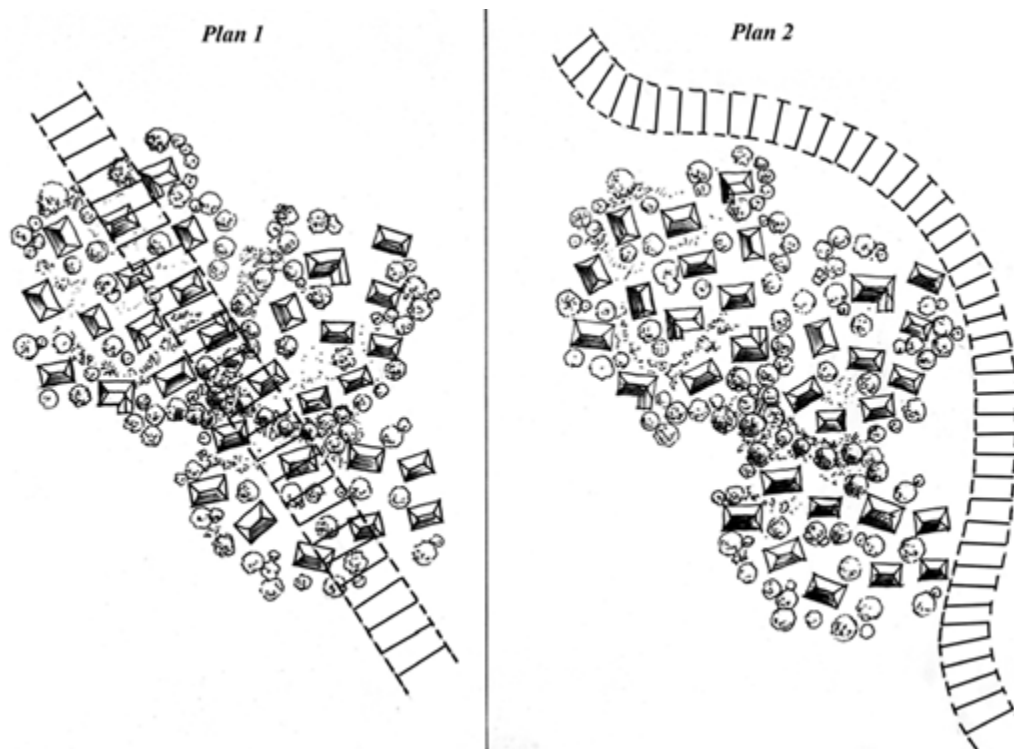
Performance Standard 5 aims to do three main things:

1. Avoid displacement by exploring project designs that affect as few people as possible.
2. When people will be displaced, provide them with compensation, alternative land and housing, resettlement assistance and other support so that their living conditions are improved, and at a minimum they are not made worse off.
3. Make sure affected people have access to information and are effectively consulted about resettlement and can participate in decision-making.

### 4 Avoiding displacement

The first aim of Performance Standard 5 is to avoid displacement. That means that, when the company is planning the project, it has a duty to think about how to minimize displacement as much as possible or avoid it altogether. If there will be some displacement, as few people as possible should be displaced.

The company should consider ideas such as using less land for the project or finding a different location or route for the project where there are no houses, farms or other important natural resources. The example in the illustration below shows two different options for building a railway. Plan 1 goes right through a village and will cause a lot of displacement. Plan 2 goes around the village and will avoid displacement.



The second plan should be used because it avoids displacement



### Discussion: Was displacement avoided?

- You can either show participants the illustration above or draw something similar on the whiteboard or flipchart as an example of how a project can be designed to avoid displacement.
- Ask the participants if the company that owns the project affecting their community has made an effort to avoid displacement. Do they think that it would have been possible to plan the project differently so that displacement was avoided or minimized? (If the project activities haven't started yet, ask if they think it is still possible to design the project differently to avoid displacement.) Discuss.
- Do they think that the company met (or will meet) the requirement of Performance Standard 5 to try to avoid and minimize displacement?

## 5 People should not be made worse off

For people who are displaced by an IFC-supported project, Performance Standard 5 aims to ensure that at a minimum, no one is made worse off as a result of displacement. In order to achieve this aim, people who will be displaced should get compensation, transitional support, livelihood assistance and other development benefits.

The exact entitlements of displaced people under Performance Standard 5 depends on what they lose and whether they have legal rights to the land, resources and assets that they lose. For example:


- People or communities who have legal rights to the property, including land and other

assets and resources that they will lose, must be offered the choice of full compensation for property so they can replace it themselves *or* replacement property of equal or higher value and quality.

- People who will be physically displaced but do not have legal rights to the land that they lose, should be resettled. Housing at resettlement sites must be “adequate”. People should get security of tenure at the resettlement site, meaning that they should get some form of legal recognition and guarantee that they will not be forcibly evicted.
- People who do not have legal rights to the land, but do own assets that they will lose, such as structures, trees or crops, must get full compensation for those assets.



This land will be taken for an IFC-supported project. The family owns the land and house. They are entitled to either full cash compensation or replacement land and housing of at least equal value and quality



Even if this family does not have legal rights to this land, they are entitled to compensation for the housing and crops, since they own these assets. They should also be resettled to adequate housing with tenure security

- People who are economically displaced must be offered livelihood assistance, which should help them improve, or at least restore, their income, livelihoods and standards of living.

This may include, for example, livelihood training, access to credit or employment opportunities.



Here, people are being trained to be tailors



This couple was given alternative land with rice soil to restart their farm

- People whose livelihoods are land-based should be offered replacement land that has equal or better features, such as location and soil fertility. If a project restricts access to resources that a community depends upon, efforts should be made to allow continued access to those resources or provide access to alternative resources with equal or better livelihood potential.
- Anyone who is economically displaced should get “transitional support” (usually cash) to cover the period of time that it is likely to take for them to restore their livelihoods.

In addition to these entitlements, the company is also supposed to provide opportunities to affected people to receive appropriate development benefits from the project. For example, affected

people could be offered jobs that are created by the project. If the aim of a project is to build infrastructure that will provide basic services, affected people could receive those services for free or at an affordable price. For example, if a dam is being built to generate electricity, people who are being displaced for the dam could be given free or subsidized access to the electricity at their new homes. The community could also be provided with a small share of the profits generated from the sale of electricity.

All of these entitlements and the options that affected people will be offered should be set out in a **Resettlement Action Plan** and a **Livelihood Restoration Plan**.

The company that owns the project must comply with all national laws, too.



## Discussion: What should people have been offered and what did they actually get?

**\*\* Throughout this session note down all the areas of potential non-compliance with PS 5, so you can come back to this in the final strategy session.**

- If the participants have already been impacted by an IFC-supported project, ask them if they were made better-off or worse-off by the project, or whether their living conditions and livelihoods are about the same as they were before. If they have been made worse-off, ask in what ways. (If there has not been any displacement yet, ask if they are concerned that they will be made worse-off, and if so, why.)
- Ask the participants if they know whether they have legal rights to the land, assets or resources that have been taken (or will be taken) by the project. This will depend on the national or local laws and may include customary tenure rights or adverse possession rights (which is when one gains rights to land and property after having occupied and used it for a very long time). If you know the answer to this question, help the participants understand if they have valid legal claims to the land. If you don't know, explain that this is something that they will need to find out, perhaps by asking for assistance from a legal organization.
- Using the information above, explain and discuss whether it appears that they should have gotten compensation, resettlement housing, livelihood assistance and transitional support.
- Ask the participants whether they received any of these entitlements. If so, ask what they received and whether it was enough to ensure they were not made worse-off. (If the displacement has not yet occurred, ask if they have been offered any of these entitlements, and explain that they should be prepared to demand them.)
- Finally, ask whether anyone has seen or heard about a Resettlement Action Plan or Livelihood Restoration Plan, and, if so, whether they understood what it said. This can open the discussion for the next section on consultation.

## 6 People must be consulted

People who will be affected by an IFC-supported project must be provided with all important information and be consulted about compensation, resettlement and livelihood assistance plans. They must be given options to choose from.

The Performance Standards say that people must be “effectively consulted”. Effective consultation is a two-way process that should:

- **Begin early on** when displacement and other impacts are being identified **and continue** throughout the process of compensation, resettlement and livelihood assistance.
- First ensure that people have **access to all relevant information**, such as the Resettlement Action Plan, and that it is presented to them in

a culturally appropriate way and in a language and format that they understand.

- Ensure that people are not intimidated or pressured in any way and can **freely express their views**.
- Ensure that both **men and women** can effectively participate.
- Ensure that **disadvantaged or marginalized groups** can effectively participate.
- Ensure that **affected peoples views** on resettlement, compensation and livelihood assistance and other matters that directly affect them are **incorporated into the company’s decision-making**.

The company is also required to report to the affected people about the progress of implementation of Resettlement Action Plans and Livelihood Restoration Plans, as well as problems that arise.



Here, company representatives have come to the villages to inform and consult communities who will be affected by a project



## Discussion: Were people effectively consulted?

**\*\* Throughout this session continue to note down potential non-compliance with the Performance Standards. You will need to adapt this discussion if the project affecting the participants is at early stages or hasn't started yet.**

- Ask the participants to think about all the elements of an effective consultation. Do they think they have been properly consulted? Why or why not?
- Depending on how well they discuss all the elements of effective consultation, you can also ask more specific questions, such as:
  - ▷ Before the project started, did they receive any information about the project or how they would be affected. If so, how were they informed?
  - ▷ Were they given options for resettlement, compensation and livelihood assistance? Did they have a chance to express their views to company representatives or the government?
  - ▷ Did they ever feel pressured or intimidated by the company or government authorities. Did this prevent them expressing their views or objecting to the project and its impacts or what was being offered to them?
  - ▷ Were women able to participate in consultations? What about disadvantaged or marginalized groups, such as minorities, disabled people and the elderly?
- Ask whether they feel the company or government authorities incorporated their views into decisions about compensation, resettlement and livelihood support.
- To end this session, refer back to the list of potential areas of non-compliance with the Performance Standards, including whether efforts were made to avoid displacement, whether correct entitlements were given and whether people received information in an accessible form and were effectively consulted.
- Explain that later you will discuss what they can do about these violations.



# 4 Indigenous Peoples: Performance Standard 7

## Outcomes

After completion of this module, participants will know:

1. The main objectives of Performance Standard 7.
2. The responsibilities of the company to avoid and address impacts with the participation of the affected community.
3. When the company must obtain free proper and informed consent (FPIC) and what FPIC means.
4. Whether the company respected Performance Standard 7.

## Materials

Whiteboard or flipchart, markers, four different colored cards each with one of the following words written on them “FREE”; “PRIOR”; “INFORMED”; “CONSENT”

## Method(s) Used

Role play and class discussion

| Procedure   | Time Frame<br>(in minutes) |
|---|----------------------------|
| 1. Introduce the information in Section 1: The objectives of Performance Standard 7 | 10                         |
| 2. Introduce the information in Section 2: Avoiding harms and addressing impacts    | 10                         |
| 3. Introduce the information in Section 3: Free, prior and informed consent         | 20                         |
| 4. Activity: FPIC role-play   | 40                         |
| 5. Discussion: Was Performance Standard 7 respected by the company?                 | 20                         |
| <b>Total:</b>   | <b>100</b>                 |

# 1 The objectives of Performance Standard 7

Performance Standard 7 aims to do four main things:

1. Ensure respect for the human rights, culture and livelihoods of Indigenous Peoples.
2. Avoid negative impacts to indigenous communities.
3. Promote culturally appropriate sustainable development for Indigenous Peoples.
4. Ensure informed consultation and participation by Indigenous Peoples affected by projects and, in some situations, free prior and informed consent (FPIC).

## How is Indigenous Peoples Defined by the IFC?

Performance Standard 7 says that “Indigenous Peoples” may be referred to differently in different countries, including “ethnic minorities”, “aboriginals” or “hill tribes”. It says that the term “Indigenous Peoples” refers to a distinct social and cultural group with some of the following characteristics:

- Self-identification as indigenous and recognition of this identity by others.
- Collective attachment to land, territories and natural resources.
- Customary laws, decision making processes and cultural practices.
- Their own language.



An indigenous community in Cambodia

## 2 Avoiding harms and addressing impacts

When the company is planning the project, it has a duty to think about how to avoid negative impacts on indigenous communities. First the company must try to design the project in a way that does not affect the communities to the extent possible. If the project will cause negative impacts on the community, the company has to develop a plan so that the community does not suffer harms. The company is also required to look for opportunities for the community to benefit from the project in a way that is culturally appropriate.

The company must develop a plan, called an Indigenous Peoples Plan, with the informed participation of the indigenous community. This means that representatives of the affected community as well as elders, village councils or other customary representatives must have an opportunity to participate in decision-making. These decisions should be about how to minimize and address negative impacts and how the community can benefit from the project.

## 3 Free, prior and informed consent

In three types of situations, companies cannot implement a planned project unless the affected indigenous communities give their free, prior and informed consent (FPIC). These situations are:

1. **When the project will impact on the customary lands and natural resources of Indigenous Peoples, whether or not they have legal title.** The company must offer affected communities replacement land and natural resources, and if that is not possible, cash compensation and alternative livelihood opportunities. It must also offer culturally appropriate development benefits from the project. The company should also allow the community to continue to access and use the affected land, unless there are real health and safety reasons not to allow access. The community has the right to reject the offer made by the company.
2. **When the project will require the relocation of Indigenous Peoples from their lands and natural resources.** The company must offer resettlement sites with adequate housing, compensation and livelihood assistance as required by Performance Standard 5 on Involuntary Resettlement. The company must obtain the FPIC of the community before it implements the project. The community has the right to say no.
3. **When the project will have significant impacts on important cultural, spiritual or religious sites.** This includes sacred rocks, mountains, forests or water as well as burial sites and places where communities conduct ceremonies. The company must obtain the FPIC of the community.

### How is FPIC defined by the IFC?

Performance Standard 7 says that there must be **good faith negotiation** between the company and the indigenous community through a process that the community agrees with.

**Free:** The community must feel **free to express their views** without any intimidation or pressure.

**Prior:** The negotiation must happen **before** the project and impacts begin and before decisions are made.

**Informed:** The community must be provided with **all relevant information** in a form and language that they understand, and

**Consent:** The community must **freely decide whether they agree or disagree** with the activity. The community has **the right to say no**. However, if most of the community agrees with the outcome, including through their customary decision making process, but some individuals or groups within the community do not agree, the IFC still considers this to be enough to obtain FPIC. This means that not everyone in the community may agree to a project or an offer to address impacts, but it can still go ahead.

### Activity: FPIC Role-Plays



- For this activity, use the four colored cards with “FREE”; “PRIOR”; “INFORMED”; “CONSENT” that you prepared before the session. Turn the cards upside down so the participants can’t see the words.
- The participants should work in four groups. Each group will select one of the colored cards.
- The groups should discuss what is important to ensure the element of FPIC that they selected exists in practice for their community. They should then plan a role-play that shows a company respecting each of the elements of FPIC except for the one that they selected. For example, the group working on “FREE” should discuss what conditions must be present for their community’s decision-making to be truly free. They should also discuss what should not happen, such as intimidation by police or soldiers. They should then make a role-play (maximum 5 minutes) that shows a company seeking the prior and informed consent of the community, but in a way that is *not free*.
- Each group will then present their role-play and the rest of the participants will guess which element of FPIC the company did not respect.





## Discussion: Was Performance Standard 7 respected by the company?

**\*\* Throughout this session note down potential non-compliance with Performance Standard 7. You will need to adapt this discussion if the project affecting the participants is at early stages or hasn't started yet.**

- Ask the participants if they think the company affecting their community has followed the rules in Performance Standard 7. Even if the project hasn't started yet, the company should have already approached the community to provide some information and begin consultations.
- Ask if they think the project has affected (or will affect) their community in one of the three ways that require FPIC? You may need to help them to understand whether FPIC was (or is) required.
- If FPIC was/is required, ask them if the company entered into good faith negotiations with them and whether they gave their consent? If they agreed, ask if their consent was free or if they felt pressured in any way. Did they feel that they were fully informed before they gave their consent?
- Ask if there is any disagreement among the community or between the community and representatives about whether to agree to the company's project and offer. Discuss.
- Ask if they have been offered any benefits from the project and if so, whether these are culturally appropriate. Do they have ideas for how they could benefit from the project?
- To end this session, summarize any points that show that the company may not have complied with Performance Standard 7, such as a failure to obtain the community's FPIC or informed participation in decision-making.
- Explain that next you will discuss what they can do about these violations.

# 5 Seeking Redress

## Outcomes

After completion of this module, participants will know:

1. What they can do if an IFC investment does not comply with the Performance Standards and causes harm.
2. How to collect evidence about harms.
3. That IFC-supported companies are required to establish a grievance mechanism that affected communities can access.
4. What the Compliance Advisor Ombudsman (CAO) is and its two main functions.
5. What communities need to do to get a successful outcome from the CAO process.

## Materials

Whiteboard or flipchart, markers, several copies of the handout

## Method(s) Used

Class discussion, small group work

| Procedure  | Time Frame<br>(in minutes) |
|--|----------------------------|
| 1. Introduce the information in Section 1: What if the IFC Performance Standards are not respected?                                    | 5                          |
| 2. Introduce the information in Section 2: Collecting evidence including collecting evidence activity.                                 | 40                         |
| 3. Introduce the information in Section 3: Company grievance mechanisms including discussion   | 20                         |
| 4. Introduce the information in Section 4: Communicating directly with the IFC   | 10                         |
| <b>CONSIDER TAKING A BREAK HERE</b>  |                            |
| 5. Introduce the information in Section 5: The Compliance Advisor Ombudsman (CAO) (including dispute resolution and compliance review) | 30                         |
| 6. Discussion: Should the community file a complaint to the CAO and use dispute resolution or compliance review?                       | 30                         |
| <b>Total: 135 (2 hrs 15 mins)</b>  |                            |

## 1 What if the IFC Performance Standards are not respected?

Although the IFC has standards that should protect people from being harmed by an IFC-supported project, sometimes the standards are not properly followed and communities face negative impacts.

In some cases, people who are displaced are not given proper compensation or resettlement even

though they are entitled to it. In some cases, they are not supported by good programs to ensure that their livelihoods are improved or at least restored. In many cases, people are not informed or consulted meaningfully about the project, its impact and their entitlements and options.

In other cases, Indigenous People's right to give or withhold their free, prior and informed consent is not respected and their lands and natural resources are taken or destroyed for the project without any prior discussion with local communities.

### What your community can do

If your community is facing negative impacts from an IFC-supported project, you should consider whether you want to challenge the project and seek redress for harms.

There are several different advocacy strategies that your community may want to use, including advocacy directed at the government or, if it's possible in your country, using the courts.

Here we discuss using the company grievance mechanism, raising the issues with the IFC, and using the IFC's independent complaints mechanism, called the Compliance Advisor Ombudsman (CAO).

**Your community should consider any risks the community may face in using these strategies, including risks to personal security, and make sure there is a plan for dealing these risks if they occur.**

## 2 Collecting evidence

Effective advocacy requires evidence about the project's impacts. It is not enough to simply say that you have concerns or that there have been harms to your community and the environment. It is important to show evidence of the types of harms that you are concerned about or the harms that have actually occurred.

There are many different ways to collect evidence, including the following:

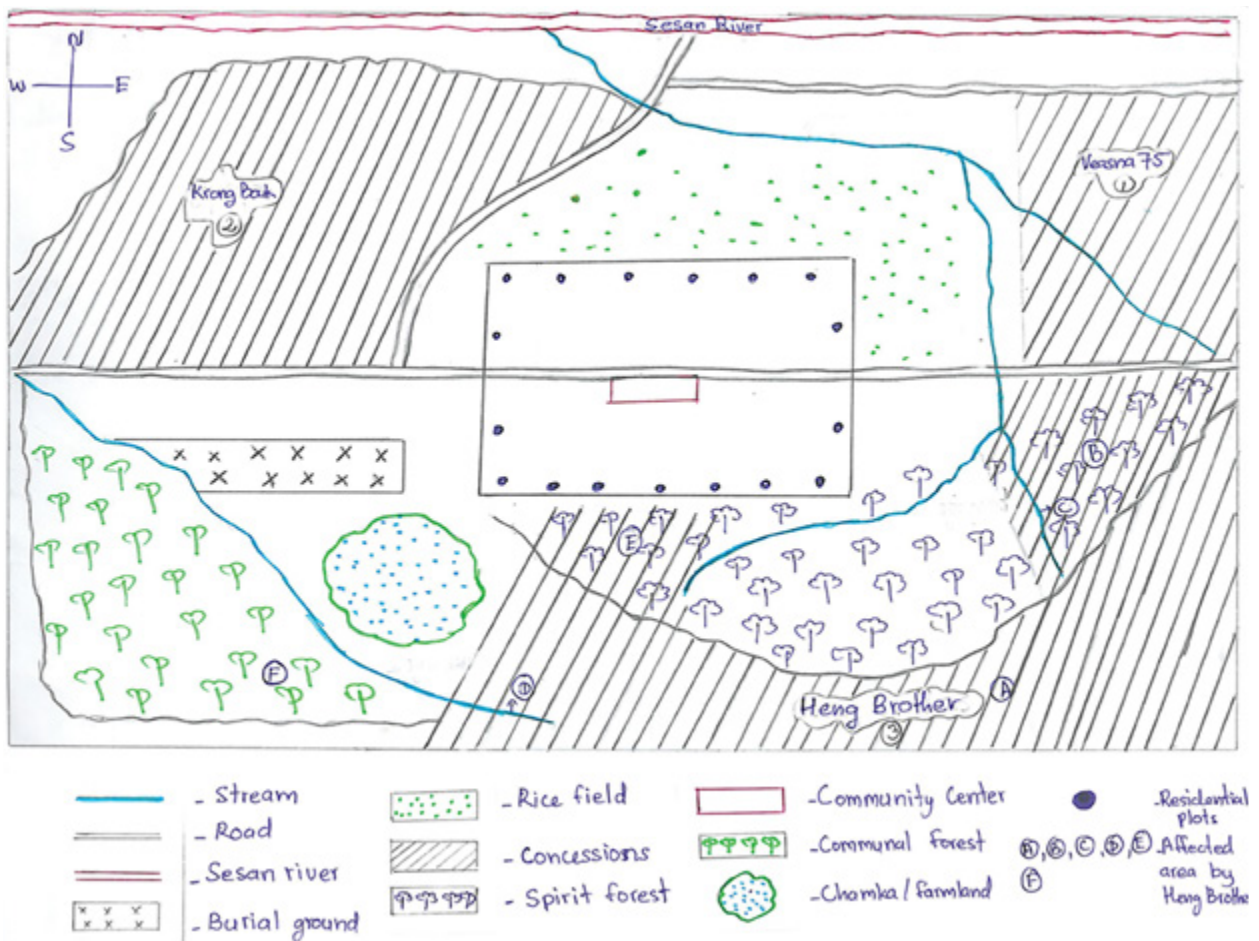
- Holding community meetings to discuss the impacts and making a list of all the different impacts the project has caused.
- Selecting community interviewers to meet with individual households and groups, such as women, children and minority groups to discuss and write down the impacts that they have faced.



- Carefully watching the things that happen because of the project and recording all the important information, for example, by writing it down and taking photos or a video.
- Community mapping, by drawing the community's village, land and resources and the way the community uses the different

areas, and then marking the areas that have been affected by the project.

The more of this type of evidence you collect, the stronger your advocacy will be. You can include the evidence in complaint letters, when you talk to journalists, and in meetings with the company, government and the IFC.



Example of a community map showing the village and the areas where the company's three concessions are affecting their land and resources



### Activity: Developing a plan to collect evidence of impacts (small group work)

- The participants should work in 2-3 small groups to develop a plan for collecting evidence of the impacts of the project affecting their community.
- Hand around copies of the handout on collecting evidence with the example of a community map, which you should explain.
- They can use these suggestions or other ideas that they have for collecting evidence in their group work. Each group should begin by making a list of impacts that they know of, and a plan for collecting evidence or more detail about these impacts. (eg. by taking photos, through interviews, community mapping, etc.)
- After 20 minutes, bring the groups back together and give each an opportunity to present their plans. By the end, the participants should have a good plan together for going back to their community and collecting evidence based on the ideas of the small groups.

## 3 Company grievance mechanisms

The IFC's Performance Standard 1 says that companies that receive support from the IFC must establish a grievance mechanism. The company must inform affected people from the beginning so that affected people know that if they have concerns or face negative impacts, they can communicate with the company through the grievance mechanism. The mechanism should be easy for affected people to use and the company should respond quickly to people's concerns.

If the company has established a grievance mechanism, the affected community should first

consider whether it is worth trying to use it to resolve the problems they are facing. This may involve writing a letter to the company clearly setting out all the concerns and negative impacts. You should keep a copy of the letter with the date that it is sent to the company. If the company does not respond adequately, the letter can be used in advocacy with the IFC or a complaint to the CAO, discussed below.

If the company has not established a grievance mechanism, or has not informed the community about it, or how to use it, it is failing to follow the IFC Performance Standards. This should be added to the list of problems with the project to use in advocacy with the IFC or a complaint to the CAO.

### Grievance mechanisms and financial intermediaries

If the community is affected by a project that received financial support by a financial intermediary client of the IFC, such as a bank or a fund, the financial intermediary may be required to establish a grievance mechanism.

Even though the bank or fund does not own or manage the project affecting the community, it does provide the money needed to make the project possible. That means that the affected community should be able to send a complaint letter to the bank or fund and expect to get a quick and adequate response.

In the case of financial intermediaries, the complaint letter should also explain the links between the IFC, the bank or fund and the company that owns or manages the project on the ground. The bank or fund should use its influence with the company to ensure that the concerns and problems facing the community are resolved.

If the IFC financial intermediary client has not established a grievance mechanism and has not informed the affected community about it, it may be failing to respect the IFC Performance Standards. This is very common and should also be added to the list of problems.

#### Discussion: Using the company grievance mechanism

- Ask the participants if they know whether the company affecting them has a grievance mechanism they can access. If not, the company is failing to respect IFC's Performance Standard 1. The company must not only establish a grievance mechanism, but also inform affected people about it, so if the participants do not know whether the company has a grievance mechanism, this is also likely to mean that the IFC's standards have not been followed.
- If there is a grievance mechanism, ask if they think it's worthwhile trying to use it. Is the company likely to respond adequately to the community's complaint? Discuss.

## 4 Communicating directly with the IFC

The IFC has a responsibility to ensure that the companies it invests in are complying with the Performance Standards. It may therefore be a good idea to let the IFC know about the problems at the same time as you communicate with the company. If you inform the IFC, it may contact its client and let it know that it is monitoring the situation, which can be helpful. You can inform the IFC about the situation by sending a copy of the complaint letter for the grievance mechanism to the IFC, too. The IFC is likely to have an office in the capital city of your country and you can find the addresses and other contact details on the IFC

website. You can also send letters to the IFC headquarters in Washington D.C, USA. If it is difficult for you to send letters to the IFC office, you can ask a supportive NGO to help.

If you have tried to use the company grievance mechanism but your problem has not been solved adequately or quickly, you may want to write to the IFC and let them know you have not received an adequate response. You can ask them to ensure that the Performance Standards are respected by the company receiving IFC financial support. Your community may also decide to request a meeting with the IFC to discuss the situation in more detail. It can be helpful for IFC staff to meet community representatives face to face and listen to the experiences in person. This can be much more powerful than just a letter.



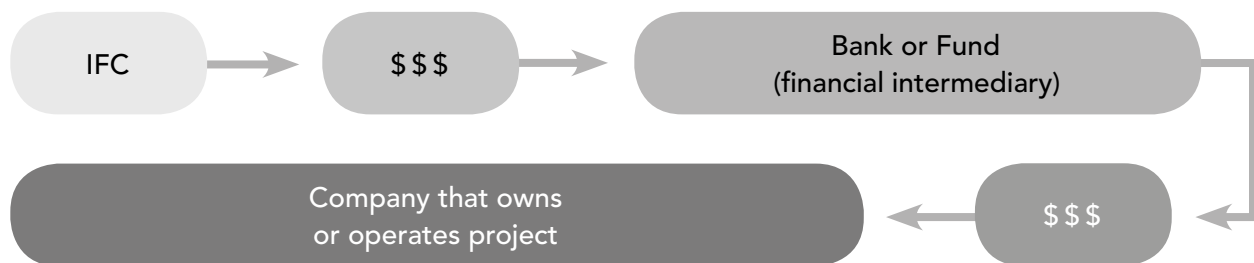
Here, a community representative is presenting the problems faced by his community to the IFC

If it is too dangerous or difficult to meet with the IFC in your country, you can ask for support from an international NGO that specializes in IFC advocacy to help you raise the problems with the project at IFC headquarters in Washington D.C.

The IFC sometimes plays a constructive role in helping communities. Other times, the IFC does not do enough. It may argue that it does not have

any responsibilities for the project or does not have much influence over the project. It is more likely to make these types of arguments if its financial support to the project is indirect, through a financial intermediary.

If this is the case, stronger advocacy will be required, including filing a formal complaint to the CAO.



## 5 The Compliance Advisor Ombudsman (CAO)

The IFC has an independent complaints mechanism called the Compliance Advisor Ombudsman. People who believe they have been harmed or will be harmed by an IFC-supported project can submit a formal complaint to the CAO.

The CAO is independent from the IFC. It reports directly to the President of the World Bank Group and its staff are not managed or supervised by the IFC. They do their job and make decisions about complaints without direction from the IFC. Therefore, even if the IFC has not responded adequately to your requests, the CAO may play a more constructive role in resolving the problems.

The offices of the CAO are based in a separate and secure area at the IFC headquarters in Washington, DC, USA. Complaints are usually submitted by email ([CAO@worldbankgroup.org](mailto:CAO@worldbankgroup.org)). Complaints can be written in any language and should clearly set out:

- Who the complainants are.
- The name and location of the project and the name of the company, if it is known.
- When the project is indirectly financed by the IFC through a financial intermediary, the complaint should also state who the financial intermediary is.
- The negative impacts the community is facing.
- The outcome the community wants.
- Whether you want your identity to be kept confidential by the CAO.

### Preparing a complaint to the CAO

The CAO is very accessible. Complaint letters can be simple and the CAO does not require supporting evidence to be submitted along with the complaint.

However, if you submit a detailed and strong complaint with supporting evidence about the impacts your community is facing, and the IFC policies and Performance Standards that have not been respected, you are more likely to be successful for several reasons:

First, your community is more likely to be prepared to engage in the process with clear information about the facts and the impacts.

Second, if you give the people working at the CAO clear detailed information, they can do a better job of trying to resolve the problems or assess compliance with IFC policies.

Third, if you decide to use the compliance review function, the IFC tends to write defensive responses to complaints and deny that there are problems or that the impacts are their responsibility. It is harder for the IFC to do this if you write a strong clear complaint, supported by evidence.

You may decide it would be helpful to have an NGO with experience writing complaints help you draft yours. The CAO will accept complaints submitted by NGOs on an affected community's behalf, as long as there is proof of authorization of the community.

---

The CAO has two ways of dealing with a complaint, dispute resolution and compliance review.

## 5.1 Dispute Resolution

The CAO's Ombudsman is responsible for trying to help the complainants and the company resolve complaints through a jointly agreed process. This often involves negotiations between communities and companies with the assistance of a mediator.

A mediator is trained to facilitate discussions between the community and company and help them try to reach an agreement. Mediators must be neutral, meaning that they act fairly and do not favor any party to the negotiations.

### Gaining power for negotiations

If the complainants decide to try negotiations, it is very important for them to prepare before the negotiation meetings begin. There is almost always a very big power imbalance between the affected community and the company, and negotiations will only be successful if the community is organized and strong and finds a way to gain more power in the negotiations.

The community can gain more power by:

- Getting organized and staying united, through regular meetings and selecting trusted representatives for the negotiation meetings.
- Agreeing on a strategy and goals for the negotiations.
- Doing other forms of advocacy if the company does not negotiate fairly.
- Identifying the best alternative strategy to use if negotiations fail, including transferring the complaint to compliance review, going to court, or media advocacy.
- Getting support from civil society organizations and networks.

It is also important for the community to be aware that if there are many impacts and they are serious, negotiations usually take a long time, sometimes several years. The community needs to be prepared for this.



Here, members of a community are discussing their negotiation strategy and goals

Negotiations and other forms of dispute resolution are only possible if the complainants and the company, and any other key parties involved in the case, agree to participate. The Ombudsman cannot force the parties to negotiate or reach an agreement.

The complainants can decide at the beginning or at any stage that they do not want to try dispute resolution. This may be because they do not

believe that the company will negotiate fairly or because they will not be able to negotiate freely without facing threats and intimidation.

If the Ombudsman decides that a voluntary dispute resolution process is not possible, including because the complainants do not agree to participate, it will transfer the case to Compliance Review.

## 5.2 Compliance Review

The CAO's Compliance staff are responsible for assessing whether the harms that the complainants allege are caused by a failure of the IFC to ensure that its client company respects the Performance Standards, national laws or other requirements.

The first step in the process is to decide whether the concerns or impacts in the complaint are real and serious. If they are, the CAO will begin a full investigation. The CAO will try to verify the evidence of negative impacts, including by visiting the community as well as the company and its

project. It will also look at the policies of the IFC and whether they were followed.

When the CAO finishes its investigation, which can take more than one year, it releases a report. In the report, the CAO explains whether or not the IFC followed its own policies properly.

If the CAO finds the IFC did not comply with its policies, the IFC is supposed to prepare an action plan to fix the problems. The CAO monitors the situation until the action plan is implemented and the project respects the Performance Standards or other requirements.



### Getting the IFC to prepare strong action plans to fix the harms

The CAO cannot force the IFC to prepare and implement a good action plan. Even if the CAO makes very strong findings that the IFC did not follow its policies and that this caused harm to the community, the IFC does not always prepare a good action plan that will fix the harms.

It is important to send letters and try to meet with the IFC, and the IFC's board of directors (which represent countries) to let them know about your case and what you expect from an action plan to fix the problems. You should explain clearly what the IFC-supported company must do to provide redress for the harms your community has suffered. This may include things like improving resettlement sites, returning land, replanting forests, repairing water sources and providing compensation.

It may also be a good idea to do media advocacy about the case and what the IFC and the company must do to redress the harms. The IFC is more likely to develop a good action plan, and the company is more likely to work with the IFC to implement the action plan, if you communicate clearly with them and place pressure on them through advocacy. It may be a good idea to ask an NGO with experience doing this sort of work to help you lobby the IFC and use the media.

The community should consider what other forms of advocacy may be effective in getting the IFC and the company to fix the harms, including local advocacy involving the government.



Here, a community is telling journalists what happened to their community.



### Discussion: Should the community file a complaint to the CAO and use dispute resolution or compliance review?

- Ask the participants what they think about filing a complaint to the CAO. Is this something they think will help their community? Are there other steps they'd like to try first, or do they want to file as soon as possible? Discuss.
- Ask if they think it is worth trying dispute resolution, such as negotiations? Is the company likely to agree and negotiate fairly? What can they do to increase their power in a negotiation? Discuss.
- If they think its better to go straight to compliance review, you may want to discuss the pros and cons of compliance review, and provide advice about whether the outcomes they want may be achieved through compliance review and an IFC Action Plan.
- Will the community be prepared to lobby the IFC and do other advocacy? Is it safe to do this in their country or should this happen at IFC headquarters in Washington, DC? What support do they need?

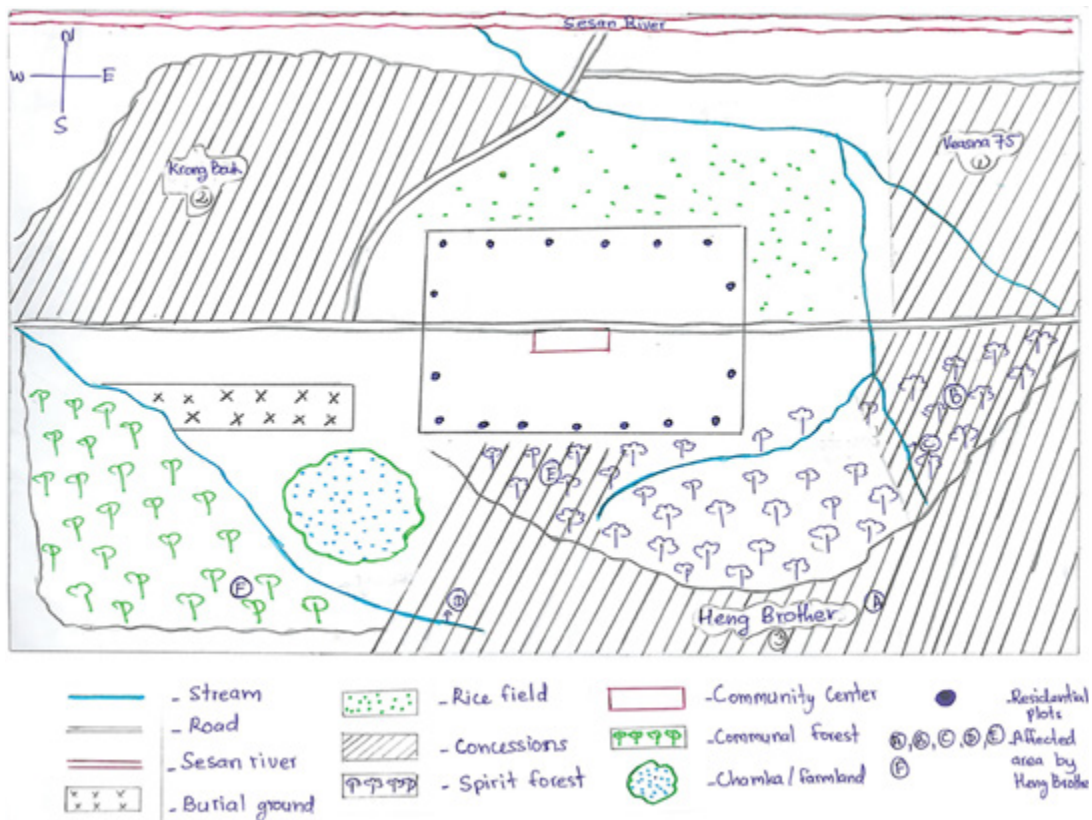
**\*\* This can either be an initial discussion to lead to into a longer strategy session the next day, or you can combine this with a longer strategy session, including defining community goals of the advocacy strategy and developing concrete next steps.**

## Handout – Lesson 5

### Collecting evidence

There are many different ways to collect evidence of the impacts of the project on your community. For example:

- Holding community meetings to discuss the impacts and making a list of all the different impacts the project has caused.
- Selecting community interviewers to meet with individual households and groups, such as women, children and minority groups to discuss and write down the impacts that they have faced.
- Carefully watching the things that happen because of the project, and making a note of these.
- Recording all the important information, for example, by writing it down and taking photos or a video.
- Community mapping, by drawing the community's village, land and resources and the way the community uses the different areas, and then marking the areas that have been affected by the project.



Example of a community map showing the village and the areas where the company's three concessions are affecting their land and resources



The guide is an action resource for communities affected by projects funded by the International Finance Corporation of the World Bank Group.

The guide explains what the IFC Environmental and Social Performance Standards are and who is responsible for implementing them and making sure they are respected on the ground. Two of the Performance Standards, covering Involuntary Resettlement and Indigenous Peoples, are described in more detail, including their objectives, and the main protections and entitlements affected communities are supposed to receive. Lastly, the guide explains what affected communities can do if an IFC-supported project does not comply with the Performance Standards and causes harm. It discusses company complaint mechanisms, raising the issues directly with the IFC, and using the IFC's independent complaint mechanism, the Compliance Advisor Ombudsman (CAO).

The Facilitators' Edition contains activities and discussions on each topic to help affected people use the information that they learn to develop an advocacy strategy to defend their rights.